



FULL CIRCLE<sup>®</sup>  
CERAMICS



PORCELAIN • CERAMIC • MOSAIC • NATURAL STONE

TILE COLLECTIONS 2020








## CONTENTS

- 02-55 **Porcelain & Ceramic Collection**
- 56-75 **Mosaic Collection**
- 76-81 **Natural Stone Collection**
- 82-88 **Product Information**

COVER PRODUCTS: Como Arabesque Nero PORCELAIN (floor)  
with Atlanta Nero PORCELAIN (walls).

PRODUCT SHOWN HERE: Icon Scuba PORCELAIN

These symbols are used throughout this brochure as a quick reference guide to show where you can use the product. However, always speak to a specialist installer for suitability before purchasing and installing product.

-  Wall application
-  Floor application
-  Bathrooms
-  Showers & wet rooms
-  External application

Welcome to Full Circle Ceramics, one of the UK's largest independent suppliers of premium quality porcelain, ceramic, mosaic, and natural stone tiles.

Using our extensive industry experience, we have sourced unique tile and stone ranges from around the world to suit every style and budget. For your convenience, all these ranges are available at a tile or bathroom retailer near you.

Our customers are at the heart of what we do at Full Circle Ceramics and we are committed to delivering premium tiling products alongside exceptional customer service. That's why our team and national network of industry leading tile retailers are on hand to provide you with expert advice, samples and support.

Our product range is constantly evolving, so enjoy a moment browsing through our brochure or website using our products as inspiration to create your dream home. Then find your nearest retailer by visiting [fullcircleceramics.co.uk](http://fullcircleceramics.co.uk)





# Porcelain & Ceramic Collection

Sourced from locations across the world and drawing inspiration from the latest interior design trends, our stunning collection of porcelain and ceramic tiles enables you to bring a distinctive style, flair and character to your home.

Combining durability with low maintenance, our porcelain and ceramic tiles are an ideal choice for the modern home. Additionally, the wealth of sizes, finishes, colours and textures available means we've got a wall or flooring option to suit you, whatever your style or budget.

# French Parquet

Inspired by the stunning geometric pattern, parquet, the French Parquet collection is bound to inspire your own interior style thanks to its warm, rustic yet inherently sophisticated appearance.



French Parquet Grigio



French Parquet Bianco



French Parquet Moro



FINISH Matt  
SIZE (mm) 610 x 610  
THICKNESS (mm) 10

# Forest

Inspired by the timeless style of parquet flooring, the Forest range offers a stunning visual effect that will add all the character and depth of wooden flooring to your room without the high maintenance and hefty price tag.




Forest Neutro (SHOWN ON THE ISLAND UNIT)



Forest Oak



Forest Walnut



Forest Grafito



Forest Teak (SHOWN ON THE FLOOR)

FINISH MATT  
SIZE (mm) 300 x 75  
THICKNESS (mm) 9

# Jungle

Jungle tiles can be laid in many popular tiling patterns, or combine any of the three different colours in the collection to create a timeless, neutral aesthetic with a distinctive, contemporary twist.



Jungle Neutro with Jungle Gris (FLOOR INLAY)



FINISH MATT  
SIZE (mm) 300 x 75  
THICKNESS (mm) 9

Jungle Beige (SHOWN RIGHT)



# Calacatta

With either statement gold or silver tones, the Calacatta collection offers versatility while exuding stylish elegance. Choose from a lappato or gloss finish, and an undulating or smooth texture to add a dramatic dimension or sleek, seamless texture to your room.



Calacatta Silver with Silver Décor CERAMIC



FINISH LAPPATO PORCELAIN  
SIZE (mm) 600 x 600  
THICKNESS (mm) 9.6

FINISH GLOSS CERAMIC  
SIZE (mm) 600 x 300  
THICKNESS (mm) 10

**Please note:** Décor are only available in 600 x 300 size.  
Lappato and gloss tiles are not recommended for use on shower floors.  
These ceramic tiles are only recommended for use on walls.

Calacatta Gold Décor CERAMIC



Calacatta Gold



# Excell

Featuring a large format design with a polished finish, Excell porcelain tiles are the perfect embodiment of chic, contemporary interior design trends.

Available in a choice of tones and imitating the deep, beautiful patterns of natural stone, the Excell collection has the ability to transform your home into a nature-inspired, aspirational haven.



Excell Invictus



Excell Parsel



Excell Padova Sand



Excell Nexside



Excell Padova Blue



FINISH POLISHED  
SIZE (mm) 1200 x 1200  
THICKNESS (mm) 10

**Please note:** Polished tiles are not recommended for use on shower floors.



# Como

Striking, beautiful, distinctive and unique. Como's large format has a sleek lappato finish and is designed to impress. This range is a more than a statement, it's a work of art!



Como Arabesque Nero (WALL PRODUCT: Atlanta Nero)



Como Covelano



Como Invisible Grey



Como Sahara Noir



Como Travertino Silver



FINISH LAPPATO  
SIZE (mm) 1200 x 600  
THICKNESS (mm) 10

**Please note:** Lappato tiles are not recommended for use on shower floors.

# Amalfi

This striking Spanish porcelain tile perfectly mimics the distinctive veining and heavy variation found in natural stone. The Amalfi range is available in four different colours and a flat matt finish. Their large square format will create a feeling of space any size of room.



Amalfi Anthracite (SHOWN ON THE FIREPLACE)

Amalfi Beige



Amalfi Blanco (SHOWN ON THE WALL)



Amalfi Gris (SHOWN ON THE FLOOR)

FINISH MATT  
SIZE (mm) 1000 x 1000  
THICKNESS (mm) 10

# Atlanta

Reminiscent of Gneiss Quartzite with its distinctive white veining, Atlanta is a versatile range in three colours. Manufactured in Italy, its natural finish gives it excellent non-slip properties making it ideal for kitchen and bathroom areas, including wet rooms.



Atlanta Bianco



Atlanta Nero



Atlanta Grigio (SHOWN RIGHT)

FINISH NATURAL  
SIZES (mm) 600 x 300 | 600 x 600 | 800 x 400  
THICKNESS (mm) 10

Please note: 600 x 600mm Nero tiles are special order only.



# Imperial

The Imperial range offers show-stopping high quality Italian porcelain tiles. Inspired by the striking sedimentary layering found in natural onyx stone, these large format tiles, with a lappato finish, offer a truly unique look.



Imperial Earl (WALL PRODUCT: Icon Almond)




Imperial Duchess



Imperial Duke



Imperial Emperor



Imperial Princess



FINISH LAPPATO  
SIZE (mm) 1200 x 600  
THICKNESS (mm) 10

Please note: Lappato tiles are not recommended for use on shower floors.

# Milan

Milan Italian porcelain has a range of five colours and four sizes, allowing you to create an array of modular patterns to suit your style. It comes with a natural finish, sculpted edge and is suitable for both floors and walls.



Milan Bovet (SHOWN WITH LAYING PATTERN 2 – See page 84)



Milan Alba (SHOWN WITH LAYING PATTERN 3 – See page 84)



Milan Chantilly (SHOWN WITH SQUARE FORMAT TILES ONLY)



Milan Exilles (SHOWN WITH LAYING PATTERN 1 – See page 84)



Milan Rocher (SHOWN WITH LAYING PATTERN 2 – See page 84)



FINISH NATURAL  
SIZES (mm) 300 x 300 | 450 x 300 | 450 x 450 | 605 x 605  
THICKNESS (mm) 10

# Conisbrough

Available in five colours and a selection of four different sizes, Conisbrough brings urban chic to a reworked stone look. Offered in both natural and lappato finishes, this stunning Italian porcelain lends itself equally well to contemporary or traditional settings.



Conisbrough Arundel (WITH LAPPATO FINISH)



FINISH LAPPATO  
SIZES (mm) 600 x 600\* | 1200 x 200\* | 1200 x 600\*  
THICKNESS (mm) 10

\* Available by special order  
**Please note:** Lappato tiles are not recommended for use on shower floors.

Conisbrough Ludlow (WITH NATURAL FINISH)



Conisbrough Prudhoe (WITH NATURAL FINISH)



FINISH NATURAL  
SIZES (mm) 300 x 100 | 600 x 600 | 1200 x 200 | 1200 x 600\*  
THICKNESS (mm) 10

\* Available by special order

# Conisbrough



Conisbrough Warwick (WITH NATURAL FINISH)



FINISH NATURAL  
SIZES (mm) 300 x 100 | 600 x 600 | 1200 x 200 | 1200 x 600\*  
THICKNESS (mm) 10

\* Available by special order

Conisbrough Windsor (WITH LAPPATO FINISH)



FINISH LAPPATO  
SIZES (mm) 600 x 600\* | 1200 x 200\* | 1200 x 600\*  
THICKNESS (mm) 10

\* Available by special order

**Please note:** Lappato tiles are not recommended for use on shower floors.

# Icon

The ultimate in statement style! Icon has a lappato finish in a choice of five colours and two sizes, 1200 x 200mm or 1200 x 600mm. Create a multitude of contemporary looks with this beautifully made Italian porcelain, suitable for walls and floors.




Icon Charcoal (WALL PRODUCT: Icon Oyster)



Icon Almond



Icon Glacier



FINISH LAPPATO  
SIZES (mm) 1200 x 200 | 1200 x 600  
THICKNESS (mm) 10

Please note: Lappato tiles are not recommended for use on shower floors.





Icon Oyster



FINISH LAPPATO  
SIZES (mm) 1200 x 200 | 1200 x 600  
THICKNESS (mm) 10

**Please note:** Lappato tiles are not recommended for use on shower floors.

Icon Scuba



# New Orleans

The New Orleans range of Italian porcelain offers an extensive collection of plain, vintage patterned and textured tiles in a variety of sizes to enable endless design possibilities.



New Orleans Bourbon Street



New Orleans Bourbon Street Rectangular Décor



Each box contains a random mix of these designs.

New Orleans Bourbon Street Hexagonal Décor



New Orleans Bourbon Street Square Décor



New Orleans Bourbon Street

**FINISH** NATURAL  
**SIZES (mm)** 200 x 100 | 200 x 200 | 277 x 240 HEXAGONAL  
**THICKNESS (mm)** 10.5

Bourbon Street has complementary décor tiles which can be used alone, combined with plain base tiles to create highly distinctive statement floors, or used more subtly as decorative borders.

# New Orleans



New Orleans Royal Street



New Orleans Royal Street Rectangular Décor



Each box contains a random mix of these designs.


New Orleans Canal Street



New Orleans Garden District




New Orleans Royal Street Hexagonal Décor



New Orleans Royal Street Square Décor



New Orleans Garden District



**FINISH** NATURAL  
**SIZES (mm)** 200 x 100 | 200 x 200 | 277 x 240 HEXAGONAL  
**THICKNESS (mm)** 10.5

**Please note:** Canal Street does not have a hexagonal tile option.  
 Royal Street's décor tiles can be used alone or used more subtly as decorative borders. They can also be combined with complementary plain base tiles to create highly distinctive statement floors and walls.

# New Zealand

Manufactured in Italy to the highest quality standards, the New Zealand range offers a selection of beautiful wood grained tiles in an authentic 1200 x 200mm plank format. Available in both natural and lappato finish.



New Zealand Awanui (WITH NATURAL FINISH)



New Zealand Catlins (WITH LAPPATO FINISH)



New Zealand Fiordland (WITH LAPPATO FINISH)



FINISHES NATURAL & LAPPATO  
SIZE (mm) 1200 x 200  
THICKNESS (mm) 10

Please note: Lappato tiles are not recommended for use on shower floors.

# New Zealand



New Zealand Nelson (WITH LAPPATO FINISH)



New Zealand Victoria (WITH LAPPATO FINISH)



New Zealand Tasman (WITH NATURAL FINISH)



FINISHES NATURAL & LAPPATO  
SIZE (mm) 1200 x 200  
THICKNESS (mm) 10

Please note: Lappato tiles are not recommended for use on shower floors.

# Oakland

The Oakland range is available in five colours from soft beige to rich natural wood and cool bleached whites, great for creating a Scandinavian look. Oakland offers all the aesthetics of wood with the practicality and durability of porcelain. When used together on the floor and walls it creates a sense of space and continuity.



Oakland Beige (FEATURED LEFT)



Oakland Blanco



Oakland Gris



Oakland Natural



Oakland Oak



FINISH MATT  
SIZE (mm) 900 x 150  
THICKNESS (mm) 9

# Sálvora


Presented with six patterns, two plain colours and two detail tiles, Sálvora is a contemporary twist on the traditional encaustic look. Offered in a single size natural finish, this range allows you to bring your personality to the forefront.



Sálvora Almirante



Sálvora Boedo



FINISH NATURAL  
SIZE (mm) 592 x 592  
THICKNESS (mm) 10

# Sálvora



Sálvora Telmo



Sálvora Gaona



Sálvora Pampa



Sálvora Anthracite



Sálvora Bianco



FINISH NATURAL  
SIZE (mm) 592 x 592  
THICKNESS (mm) 10

All of the products in the Sálvora range have plain tiles available to complement the décor tiles.

Sálvora Crespo



Sálvora Crespo Corner



Sálvora Crespo Border





# Tempo

The Tempo range provides the perfect backdrop to contemporary living. It is available in square and rectangular formats and includes a décor tile for the ultimate look in urban chic.




Tempo Grafito CERAMIC




Tempo Décor Grafito CERAMIC



Tempo Grey CERAMIC




Tempo Décor Grey CERAMIC



Tempo White CERAMIC



Tempo Décor White CERAMIC



Tempo Grafito PORCELAIN



Tempo Grey PORCELAIN



Tempo White PORCELAIN



FINISH MATT

SIZES (mm) 1000 x 330 | 600 x 600

THICKNESS (mm) 10

Please note: Décor tiles are only available in 1000 x 330mm format.

# Thames

We have introduced the Thames range to add another dimension to our selection of large format tiles which is ever-increasing in popularity. Its soft matt finish exudes quality and sophistication. Combine it with underfloor heating to create that touch of luxury under foot.



Thames Basalt



Thames White



Thames Silver



FINISH MATT  
SIZE (mm) 900 x 450  
THICKNESS (mm) 10.2

# Whistlewood

A versatile and truly authentic wood design in a choice of four colours. The natural finish provides an attractive, non-slip option, ideal for floors around the whole house. A great value option for busy family homes.


Whistlewood Bianco



Whistlewood Mist (ALSO SHOWN RIGHT)



Whistlewood Brown (SEE ALSO INSIDE BACK COVER)



Whistlewood Graphite



FINISH NATURAL  
SIZE (mm) 1200 x 200  
THICKNESS (mm) 8



# Yosemite

The Yosemite range mimics the natural woodland tones that are the origin of its name. With two distinct finishes and five colours, matched with beauty and practicality, this range provides the perfect canvas for contemporary living.



Yosemite Tan (WITH NATURAL FINISH)



Yosemite Tan (WITH LAPPATO FINISH)



Yosemite Mulberry (WITH LAPPATO FINISH)



Yosemite Mulberry (WITH NATURAL FINISH)



FINISHES LAPPATO & NATURAL  
SIZE (mm) 1200 x 200  
THICKNESS (mm) 10

**Please note:** Lappato tiles are not recommended for use on shower floors.

# Yosemite



Yosemite Shell (WITH NATURAL FINISH)



Yosemite Walnut (WITH NATURAL FINISH)



Yosemite Walnut (WITH LAPPATO FINISH)



Yosemite Olive (WITH LAPPATO FINISH)



Yosemite Olive (WITH NATURAL FINISH)



FINISHES LAPPATO & NATURAL  
SIZE (mm) 1200 x 200  
THICKNESS (mm) 10

**Please note:** Lappato tiles are not recommended for use on shower floors.



# Mosaic Collection

Available in a range of different materials, including natural stone, glass and porcelain, our mosaic tiles will help you to take advantage of one of the largest interior design trends of the 21st century.

Our experts have sourced some of the very best quality mosaic tiles to help you express your individuality and creativity. Available in a broad range of colours and finishes, they can be used to create striking statement walls or exquisite, eye-catching borders to truly transform any interior space.

# Mosaic Tiles

Arena Brick



FINISH VARIOUS  
SHEET SIZE (mm) 305 x 305  
TILE SIZE (mm) 30 x 15  
THICKNESS (mm) 8

Andorra



FINISH BRUSHED  
SHEET SIZE (mm) 305 x 305  
TILE SIZE (mm) 25 x 25  
THICKNESS (mm) 10


Autumn Fall (FEATURED RIGHT)



FINISH GLAZED CERAMIC  
SHEET SIZE (mm) 300 x 300  
TILE SIZE (mm) 74 x 74  
THICKNESS (mm) 7.5

This mosaic is also available in Spring Bloom colourway (See page 74).

Artemis Glass



FINISH VARIOUS  
SHEET SIZE (mm) 295 x 295  
TILE SIZE (mm) 15 x 15  
THICKNESS (mm) 8

## PRODUCT APPLICATION




Arena Brick	•	•	•
Autumn Fall	•	•	
Andorra	•	•	•
Artemis Glass	•	•	
Athena	•	•	•

OUR MOSAIC COLLECTION USES RECYCLED GLASS AND BY-PRODUCTS OF THE STONE AND JEWELLERY INDUSTRIES.

Every effort has been made to give a true representation of colour and appearance in these photographs. However, due to the reflective qualities and natural variations in the products, each tile, and therefore each mosaic, will have its own unique character.

As our mosaics are handmade, sheet sizes may vary by up to 5mm. All mosaics are supplied on a premium grade mesh backing sheet.

Athena



FINISH VARIOUS  
SHEET SIZE (mm) 301 x 301  
TILE SIZE (mm) 15 x 15  
THICKNESS (mm) 8





# Mosaic Tiles

Costello



## PRODUCT APPLICATION



Coromell	•	•	•	•
Costello	•	•	•	•
Benjamin	•	•	•	•
Blue Amber	•	•	•	•

FINISH VARIOUS  
 SHEET SIZE (mm) 305 x 305  
 TILE SIZE (mm) VARIOUS  
 THICKNESS (mm) 8

Coromell (FEATURED LEFT)



FINISH VARIOUS  
 SHEET SIZE (mm) 298 x 298  
 TILE SIZE (mm) 48 x 23  
 THICKNESS (mm) 8

Benjamin



FINISH VARIOUS  
 SHEET SIZE (mm) 300 x 300  
 TILE SIZE (mm) 23 x 23  
 THICKNESS (mm) 10

Blue Amber



FINISH POLISHED  
 SHEET SIZE (mm) 317 x 321  
 TILE SIZE (mm) VARIOUS  
 THICKNESS (mm) 6



# Mosaic Tiles

Dahli Black Brick



## PRODUCT APPLICATION



Dahli Black Brick	•	•	•
Dahli grey Brick	•	•	•
Ethan Black	•	•	
Eden	•	•	•

FINISH VARIOUS  
 SHEET SIZE (mm) 286 x 286  
 TILE SIZE (mm) 20 x 10  
 THICKNESS (mm) 8

Dahli Grey Brick



Ethan Black



FINISH VARIOUS  
 SHEET SIZE (mm) 286 x 286  
 TILE SIZE (mm) 20 x 10  
 THICKNESS (mm) 8

FINISH VARIOUS  
 SHEET SIZE (mm) 298 x 298  
 TILE SIZE (mm) 25 x 25  
 THICKNESS (mm) 10

Eden (FEATURED RIGHT)



FINISH VARIOUS  
 SHEET SIZE (mm) 305 x 305  
 TILE SIZE (mm) 25 x 25  
 THICKNESS (mm) 8





# Mosaic Tiles

Harlequin Brick



FINISH TUMBLED  
 SHEET SIZE (mm) 305 x 305  
 TILE SIZE (mm) 30 x 10  
 THICKNESS (mm) 10

Harlequin



FINISH POLISHED  
 SHEET SIZE (mm) 305 x 305  
 TILE SIZE (mm) 25 x 25  
 THICKNESS (mm) 10

## PRODUCT APPLICATION



Ethan	•	•		
Harlequin Brick	•	•	•	•
Harlequin	•	•	•	•
Goliath		•	•	
Imperial Garnet		•	•	

Ethan (FEATURED LEFT)




FINISH VARIOUS  
 SHEET SIZE (mm) 300 x 300  
 TILE SIZE (mm) 23 x 23  
 THICKNESS (mm) 10

Goliath



FINISH VARIOUS  
 SHEET SIZE (mm) 298 x 298  
 TILE SIZE (mm) 25 x 25  
 THICKNESS (mm) 10

Imperial Garnet



FINISH GLAZED CERAMIC  
 SHEET SIZE (mm) 300 x 300  
 TILE SIZE (mm) 34 x 34  
 THICKNESS (mm) 10

# Mosaic Tiles

Imperial Jade



## PRODUCT APPLICATION



Imperial Jade	•	•
Italia Grey	•	•
Katrina	•	•
Koray	•	•
Kyoto	•	•

FINISH GLAZED CERAMIC  
 SHEET SIZE (mm) 300 x 300  
 TILE SIZE (mm) 34 x 34  
 THICKNESS (mm) 10

Italia Grey



FINISH VARIOUS  
 SHEET SIZE (mm) 295 x 300  
 TILE SIZE (mm) 25 x 15  
 THICKNESS (mm) 10

Katrina



FINISH VARIOUS  
 SHEET SIZE (mm) 300 x 300  
 TILE SIZE (mm) 25 x 25  
 THICKNESS (mm) 8

Koray



FINISH VARIOUS  
 SHEET SIZE (mm) 305 x 305  
 TILE SIZE (mm) 100 x 15  
 THICKNESS (mm) 10

Kyoto



FINISH VARIOUS  
 SHEET SIZE (mm) 300 x 300  
 TILE SIZE (mm) 23 x 23  
 THICKNESS (mm) 8

# Mosaic Tiles

Lin



FINISH VARIOUS  
 SHEET SIZE (mm) 305 x 305  
 TILE SIZE (mm) 15 x 15  
 THICKNESS (mm) 8


## PRODUCT APPLICATION



Lin	•	•	•
Michelle	•	•	
Madeira	•	•	•
Main Glass	•	•	



Michelle (FEATURED ABOVE)



FINISH VARIOUS  
 SHEET SIZE (mm) 300 x 300  
 TILE SIZE (mm) 25 x 25  
 THICKNESS (mm) 8

Madeira



FINISH VARIOUS  
 SHEET SIZE (mm) 322 x 322  
 TILE SIZE (mm) 25 x 25  
 THICKNESS (mm) 5

Main Glass



FINISH POLISHED  
 SHEET SIZE (mm) 300 x 300  
 TILE SIZE (mm) 15 x 15  
 THICKNESS (mm) 8

# Mosaic Tiles

Milano Trinity



FINISH HONED  
SHEET SIZE (mm) 290 x 295  
TILE SIZE (mm) VARIOUS  
THICKNESS (mm) 10

Naomi



FINISH VARIOUS  
SHEET SIZE (mm) 280 x 290  
TILE SIZE (mm) 30 x 11  
THICKNESS (mm) 10

## PRODUCT APPLICATION



Milano Trinity	•	•	•	•
Naomi	•	•	•	
Oyster Stick		•	•	•
Paris Brick		•	•	
Pearl	•	•	•	
Pearl Brick	•	•	•	

Oyster Stick



FINISH CLEFT  
SHEET SIZE (mm) 300 x 300  
TILE SIZE (mm) VARIOUS  
THICKNESS (mm) 10

Paris Brick



FINISH VARIOUS  
SHEET SIZE (mm) 343 x 241  
TILE SIZE (mm) 11.5 x FREE LENGTH  
THICKNESS (mm) 5

Pearl



FINISH NATURAL SHELL  
SHEET SIZE (mm) 295 x 295  
TILE SIZE (mm) 25 x 25  
THICKNESS (mm) 8

Pearl Brick



FINISH NATURAL SHELL  
SHEET SIZE (mm) 305 x 305  
TILE SIZE (mm) 25 x 12  
THICKNESS (mm) 8

# Mosaic Tiles

Portoro



## PRODUCT APPLICATION



Portoro	•	•		
Polinyo	•	•	•	•
Roma	•	•	•	•
Primrose	•	•		

FINISH VARIOUS  
 SHEET SIZE (mm) 300 x 300  
 TILE SIZE (mm) 25 x 25  
 THICKNESS (mm) 8

Polinyo



FINISH VARIOUS  
 SHEET SIZE (mm) 300 x 300  
 TILE SIZE (mm) 25 x 25  
 THICKNESS (mm) 8

Roma




FINISH VARIOUS  
 SHEET SIZE (mm) 300 x 300  
 TILE SIZE (mm) 23 x 23  
 THICKNESS (mm) 8

Primrose (FEATURED RIGHT)




FINISH GLAZED CERAMIC  
 SHEET SIZE (mm) 300 x 300  
 TILE SIZE (mm) 23 x 23  
 THICKNESS (mm) 8



# Mosaic Tiles

Samiel



FINISH VARIOUS  
SHEET SIZE (mm) 297 x 297  
TILE SIZE (mm) VARIOUS  
THICKNESS (mm) 8

Spring Bloom



FINISH GLAZED CERAMIC  
SHEET SIZE (mm) 300 x 300  
TILE SIZE (mm) 74 x 74  
THICKNESS (mm) 7.5

This mosaic is also available in Autumn Fall colourway (See pages 58-59).

## PRODUCT APPLICATION



Samiel	•	•
Spring Bloom	•	•
Torino Glass	•	•
Tyrol	•	•
Tokyo	•	•

Torino Glass



FINISH POLISHED  
SHEET SIZE (mm) 300 x 300  
TILE SIZE (mm) 15 x 15  
THICKNESS (mm) 8

Tyrol



FINISH VARIOUS  
SHEET SIZE (mm) 295 x 298  
TILE SIZE (mm) 30 x 15  
THICKNESS (mm) 8

Tokyo (FEATURED RIGHT)



FINISH VARIOUS  
SHEET SIZE (mm) 300 x 300  
TILE SIZE (mm) 48 x 48  
THICKNESS (mm) 8





# Natural Stone Collection

Our natural stone collection is specially selected from trusted sources to provide you with the highest quality products in a variety of colours, sizes and finishes.

In a traditional or rustic setting, a floor from this striking collection can be assured to delight you for many years to come.

*A natural stone floor combines distinctive character with practicality, creating a seamless link between indoor and outdoor spaces.*



# Cathedral

Careful ageing gives this traditional blue-black flagstone the impression of years of use. Cathedral is ideal for use in larger rooms where it can be shown off to maximum effect. It can also be used externally as it is extremely hard wearing.



**FINISH** CHIPPED EDGE, TUMBLED & PART-HONED  
**SIZES (mm)** 600 x RANDOM LENGTH | ROMAN OPUS  
**THICKNESS (mm)** 20

Applicable to both Cathedral and Minster Limestone

# Minster

Offering the classic, well-worn look with a riven finish, this stone is ideal for traditional applications. Its flagstone size makes it perfect for larger areas, both inside and out.



**Please note:** Roman Opus is a module consisting of 4 stone sizes: 900 x 600mm (1 stone), 600 x 600mm (2 stones), 600 x 300mm (1 stone), 300 x 300mm (2 stones). Each module in this laying pattern is 1.62m<sup>2</sup>. (See page 85 for details).

# Perpignan

Characterised by a variety of warm caramel, beige and gold colours within each stone and a gentle antiquing, this charming stone has an ageless, rustic feel. A truly stunning and unique floor that can be used both inside and out.



FINISH TUMBLED & BRUSHED  
SIZE (mm) 560 x RANDOM LENGTH  
THICKNESS (mm) 20

# Winchester

Heavily brushed with a tumbled edge, this rustic antiqued limestone, in warm cream and caramel colours, has a timeless quality. Ideal for use both internally and externally.



FINISH ANTIQUED  
SIZE (mm) 560 x RANDOM LENGTH  
THICKNESS (mm) 20

# Product Information



FULL CIRCLE®  
CERAMICS

# Product Laying Patterns

## Porcelain & Ceramic Tiles

### Milan Range Modular laying patterns

**1**

**SIZE GUIDE (mm)**

A = 1 x	300 x 300
B = 2 x	450 x 300
C = 1 x	450 x 450

0.56m<sup>2</sup> per module/pattern

**2**

**SIZE GUIDE (mm)**

A = 1 x	300 x 300
B = 2 x	450 x 300
C = 1 x	450 x 450
D = 1 x	605 x 605

0.92m<sup>2</sup> per module/pattern


**3**

**SIZE GUIDE (mm)**

A = 2 x	300 x 300
B = 1 x	450 x 300
C = 1 x	450 x 450

0.51m<sup>2</sup> per module/pattern

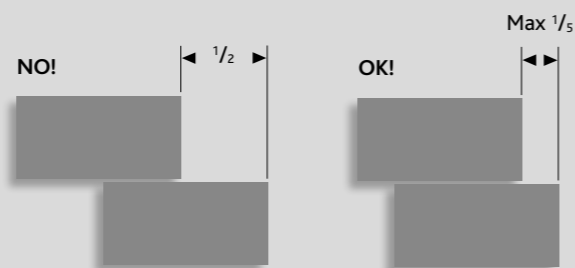
### Forest & Jungle Ranges Laying patterns for 300 x 75mm tiles



### GENERAL INSTALLATION GUIDE FOR LAYING PORCELAIN & CERAMIC TILES

We recommend you keep a 2mm minimum joint when laying either same-sized or different sized tiles together.

For laying porcelain products that are suitable for outdoor use, we recommend a grout width of 3mm.



# Product Laying Patterns

## Natural Stone Tiles

### Roman Opus A random laying pattern made up of 4 stone sizes

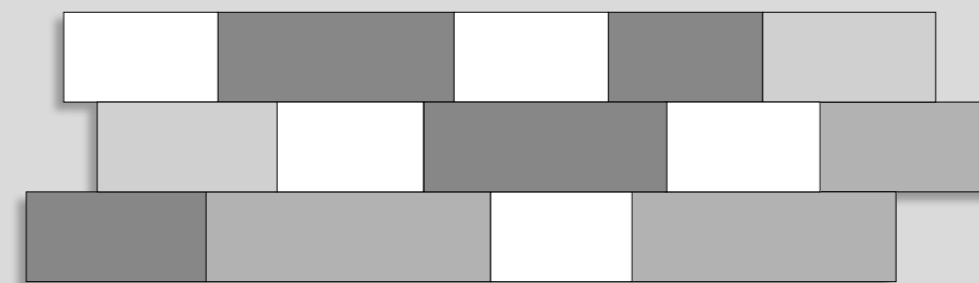
Single Roman Opus module pattern

**SIZE GUIDE (mm)**  
FOR CATHEDRAL & MINSTER LIMESTONE

A = 2 x	600 x 600
B = 1 x	900 x 600
C = 1 x	600 x 300
D = 2 x	300 x 300

2.62m<sup>2</sup> per module/pattern

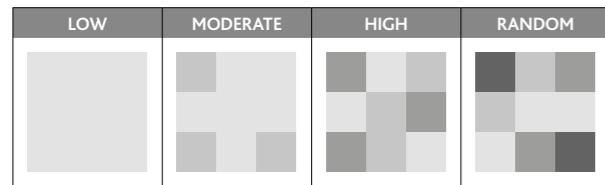
### Set Width x Random Length A laying pattern made up of courses of even widths and predetermined lengths



# Variations in Shade & Finish

## Porcelain & Ceramic Tiles

As a result of recent advancements in production technology, subtle shade variations can be achieved to create a distinctive and natural appearance. The degree of variations in shade and finish may vary from tile to tile. This is an intended effect, designed to enhance the aesthetic characteristics of the tile itself. To illustrate this, a scale has been created to communicate the degree of variation intended:



Range	LOW	MODERATE	HIGH	RANDOM
<b>French Parquet</b>				
Bianco, Grigio, Moro				•
<b>Forest</b>				
Beech, Neutro, Oak, Teak, Walnut		•		
Grafito				•
<b>Jungle</b>				
Beige, Gris, Neutro		•		
<b>Calacatta</b>				
Silver, Silver Décor, Gold, Gold Décor				•
<b>Excell</b>				
Invictus, Nexside, Parsel, Padova Blue				•
Padova Sand		•		
<b>Como</b>				
Arabesque Nero, Covelano, Invisible Grey, Sahara Noir				•
Travertino Silver		•		
<b>Amalfi</b>				
Anthracite, Beige, Bianco, Gris				•
<b>Atlanta</b>				
Bianco, Grigio, Nero				•
<b>Imperial</b>				
Duchess, Duke, Earl, Emperor, Princess		•		
<b>Milan</b>				
Alba, Bovet, Chantilly		•		
Exilles, Rocher				•

### The products fall within 4 categories:

#### LOW

A more uniform appearance and minimal variation in shade from tiles from the same production batch.

#### MODERATE

While there is a degree of consistency in the colour, texture or pattern between tiles, there may be subtle differences in shade.

#### HIGH

Distinctive variations in shade, colour and texture giving a more distinctive pattern.

#### RANDOM

Clearly distinguishable differences in shade, colour and texture so one tile may have a totally different appearance from that on other tiles

**Please note: You should always purchase project quantities in one go to minimise variation in batches.**

Range	LOW	MODERATE	HIGH	RANDOM
<b>Conisbrough</b>				
Arundel, Prudhoe, Ludlow, Warwick, Windsor				•
<b>Icon</b>				
Almond, Charcoal, Glacier, Oyster, Scuba				•
<b>New Orleans</b>				
Canal Street, Garden District		•		
Bourbon Street, Royal Street				•
<b>New Zealand</b>				
Awanui, Catlins, Fiordland, Nelson, Tasman, Victoria				•
<b>Oakland</b>				
Beige, Bianco, Gris, Natural, Oak				•
<b>Sálvora</b>				
Almirante, Anthracite, Bianco, Boedo, Crespo, Gaona, Pampa, Telmo		•		
<b>Tempo</b>				
Grey, Grafito, White, Décor Grey, Décor Grafito, Décor White		•		
<b>Thames</b>				
Basalt, Silver, White		•		
<b>Whistlewood</b>				
Bianco, Brown, Graphite, Mist				•
<b>Yosemite</b>				
Mulberry, Olive, Shell, Tan, Walnut				•

# Guide to Finishes

## PORCELAIN & CERAMIC

### Lappato

A varying degree of polishing across the surface of the tile, and it is important to note that the non-uniform finish will vary from tile to tile. This is an individual feature of this type of product. Not recommended for shower floors or external use.

### Polished

The surface has an even, smooth and highly reflective surface. Not recommended for shower floors or external use.

### Gloss

A highly reflective glazed and high sheen finish. Not recommended for shower floors or external use.

### Natural

The tile has a matt finish often to replicate natural wood or stone finishes. Natural finished products are generally the best choice for shower floors and wetroom areas.

### Satin

A smooth surface which reflects more light than a matt finish but not glossy like lappato. It is classed as a mid-sheen finish. Not recommended for shower floors.

### Matt

A natural, non-glossy finish.

### Rectified

The tile is cut to size after the firing process. This ensures the tiles are more accurate in size in comparison to non-rectified. Rectified floor tiles must be laid with a grout width of 2-3mm.

## NATURAL STONE

### Aged/Antiqued

The stone is tumbled then distressed and additional ad hoc processes may be added to enhance the aged appearance.

### Brushed

The stone is wire brushed, giving a consistent textured finish.

### Bush hammered

The surface of the stone is textured with hammers to create a finish that resembles naturally weathered rock.

### Chipped

The edges of the stone are chipped.

### Honed

Abratives are applied to the surface of the stone giving an even, smooth and generally matt surface.

### Natural cleft

A natural riven finish achieved by splitting the stone.

### Tumbled

The stones are placed in large tumbling machines whose action gives an aged finish to surface and edges.

# General Information

## Natural Stone Tiles

- All natural stone samples are subject to variation in colour, texture and pattern and can therefore give only an approximate example of the general appearance of the stone.
- Natural stone is a variable material by its nature – each batch will be different, even when coming from the same quarry. Please ensure that all tiles are ordered at the same time to minimise batch variation. Work with tiles from different pallets to achieve a harmonious look before fixing.
- Material should be cleaned and inspected prior to fixing and any faults or breakages reported within 3 days of receipt of your order.
- Laying should not be started until tiles are completely dry. As part of the cutting process requires water, some products may arrive damp. These products should be laid in a warm environment with a clear air flow until they are dry. The colour of the product is dependent upon its water content, so damp products may appear darker in appearance when initially received.
- Natural stone may appear to have fine and sometimes broader veins, which can appear as filled lines of fracture. This is a completely natural phenomenon; veining is not a weakness.
- Slight honing marks can sometimes be seen on the surface of natural stone tiles – these should disappear when sealed. Please note that this is unavoidable and should not be deemed a fault.
- Random Length – due to the nature of the product size some orders may be received without any shorter lengths and therefore additional cutting may be required.
- Tolerance (size variation) for all natural stone products (excluding slate) will be + or – 2mm for the thickness and squareness of the stone, with an overall size tolerance of 3% deemed acceptable.

### Please note:

WE ARE UNABLE TO ACCEPT ANY COMPLAINTS ONCE MATERIAL HAS BEEN FIXED.

A **shower/wetroom** is classed as an area that is in direct contact with water for prolonged periods of time. Advice should always be taken from a professional installer prior to installing tiles in these applications.

Colours are reproduced as accurately as possible within the limits of the printing process. Information contained within this brochure was correct at the time of going to print. Full Circle Ceramics reserves the right to make changes without prior notice or explanation.

Brochure content and images: copyright © 2020 Full Circle Ceramics

Brochure design: Fox Design Consultants [www.foxdc.co.uk](http://www.foxdc.co.uk)

PRODUCT SHOWN: Whistlewood Brown PORCELAIN



Authorised Retailer



FULL CIRCLE<sup>®</sup>  
CERAMICS

Visit our website at [fullcircleceramics.co.uk](http://fullcircleceramics.co.uk) for more information,  
free samples and details of your nearest retailer.